

Grab and Go 4: Word Card Strategy with Read&Write



Searching, processing and managing information responsibly. TCH
0/1/2-02a*

Key Skills:



Creative



Inclusive



Independence



Learning for All

Try This

Teachers- Make a copy of this activity first by clicking the image below.


Ensure Read&Write is open- if not, click the purple piece icon.

Open the activity on Google Docs assigned by your teacher.

We are going to create word banks using Read&Write.

Your teacher will have a list of words they will ask you to use.

Add your word to the first box.



Word	Definition
Learning	Noun: the cognitive process of acquiring skill or knowledge; "the child's acquisition of language"
Visual	Sentence using Word
	I like learning about Read&Write.

Go Further

Next Steps:

Use the dictionary  feature to add the meaning of the word in the second box. Click the play button to hear the definition being read aloud first.

Use the picture dictionary  to add a visual image of your word, remember to click on the image and drag and drop it over onto your document.

Lastly use the predictor  or talk and type  tool to create a sentence using your word. Click on the play button to hear your sentence being read aloud.

Unlock more Read and Write skills via the Equipped for Learning website



TIP: Open the Camera app on your iPad and point it at this code to watch short videos on the Read&Write tools.



Midlothian

